

**Instructions for connecting to the wireless network in the dorms:**

To connect to the wireless network in Delong Hall, Selke Hall, Woods Hall, or Main Campus Apartments, look for the SSID DSU\_Housing and enter the password provided by your Resident Director or Resident Assistant.

**Instructions for connecting to the wireless network at DSU:**

When initially connecting to a wireless network connection, you will have to manually connect. While in an area with a wireless signal, your computer should detect the wireless signal and a message may pop up in the task bar on the lower right indicating one or more wireless connections have been detected.



Figure 1

Double click the wireless network connection icon in the taskbar (Figure 1).

Click on DSU. (Figure 2) Select Connect. (Figure 3)

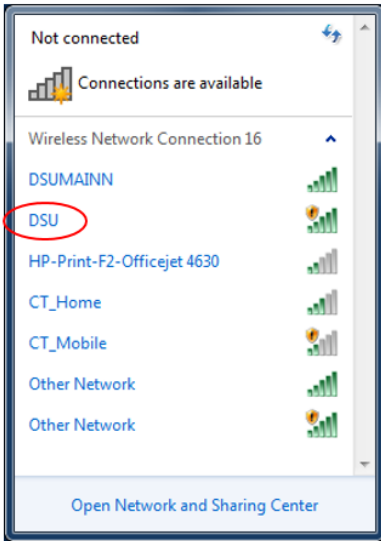


Figure 2

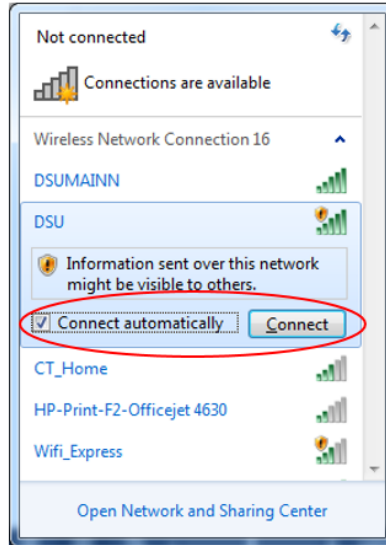


Figure 3

**Students and Employees:**

Authentication to "DSU" wireless requires DSU students and employees to provide their Campus Connection/NDUS Account (PeopleSoft) credentials of username and password to connect to "DSU". These credentials will be input when the user opens their web browser.

Execute a web browser. Provide your Campus Connection/NDUS Account (PeopleSoft) credentials (username and password) to authenticate to the DSU wireless connection. (Figure 4)

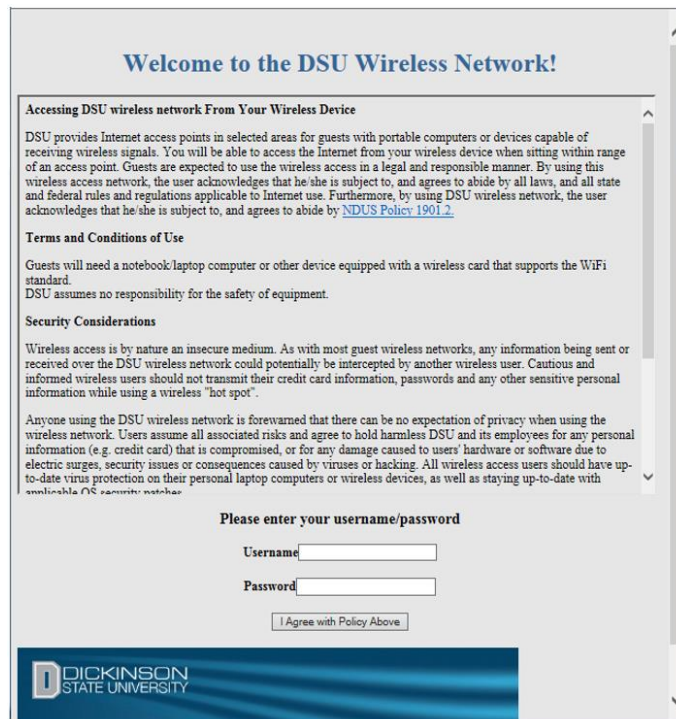


Figure 4