

Using the 2022-2023 and 2023-2024 North Dakota State Assessment results ('NDSA'), students were included in this study if they were in grades 4-8 in 2023-24 with NDSA results in both the 2022-23 and 2023-24 school years and were in the classroom of a Dickinson State University first year teacher during the 2023-24 school year. A first year teacher, for the purposes of this study, involved a Dickinson State University graduate who completed their degree in either Fall 2022, Spring 2023, or Summer 2023 semesters.

NDSA Mathematics

Figure 1 below shows the transition of the NDSA Mathematics proficiency level of students the years before and after the first-year teacher from Dickinson State University arrived in their class. For comparison, figure 2 at the bottom of the page shows the NDSA Mathematics transition of the proficiency level of students during the same years for students of non-first year teachers.

Dickinson State University First Year Teachers

NDSA Mathematics

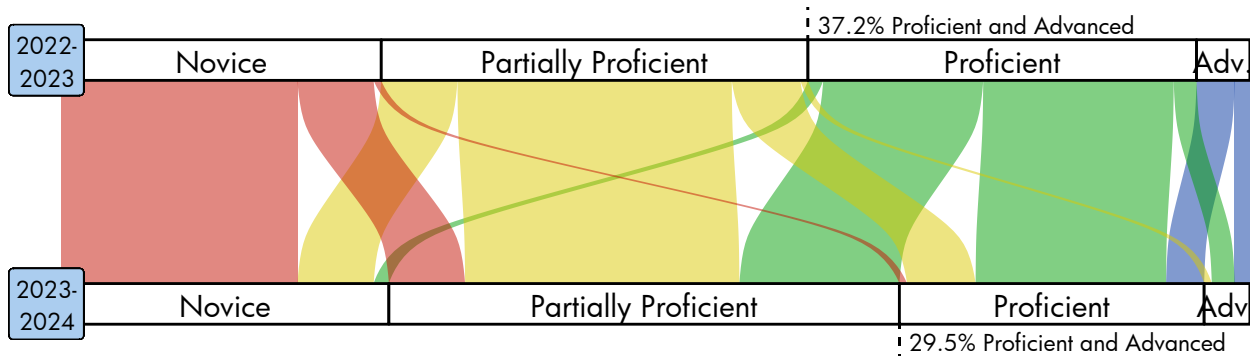


Figure 1: NDSA Mathematics proficiency transition for students of Dickinson State University first year teachers

The total number of students for figure 1 is 312. In the spring of the school year prior to the arrival of the Dickinson State University first year teacher, 37.2% of these fell in the "Proficient" or "Advanced" category. Following one year in the class of a Dickinson State University first year teacher, 29.5% of those same students fell in the "Proficient" or "Advanced" proficiency level in the NDSA Mathematics test.

Students of non-first year teachers

NDSA Mathematics

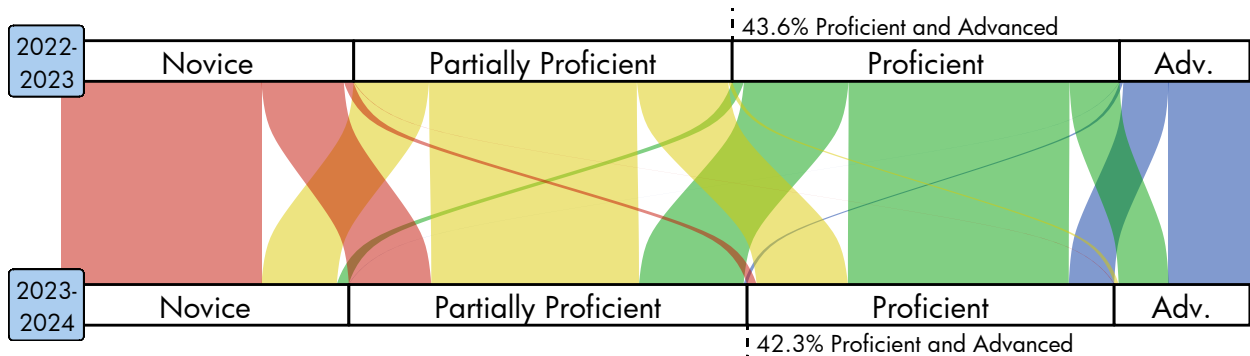


Figure 2: NDSA Mathematics proficiency transition for North Dakota students of non-first year teachers

Figure 3 below shows the percentage of students transitioning from one proficiency level to another following a year with a first year teacher from Dickinson State University. For example, 5.9% of students were proficient in the year prior to the first year teacher, and advanced after one year with the first year teacher.

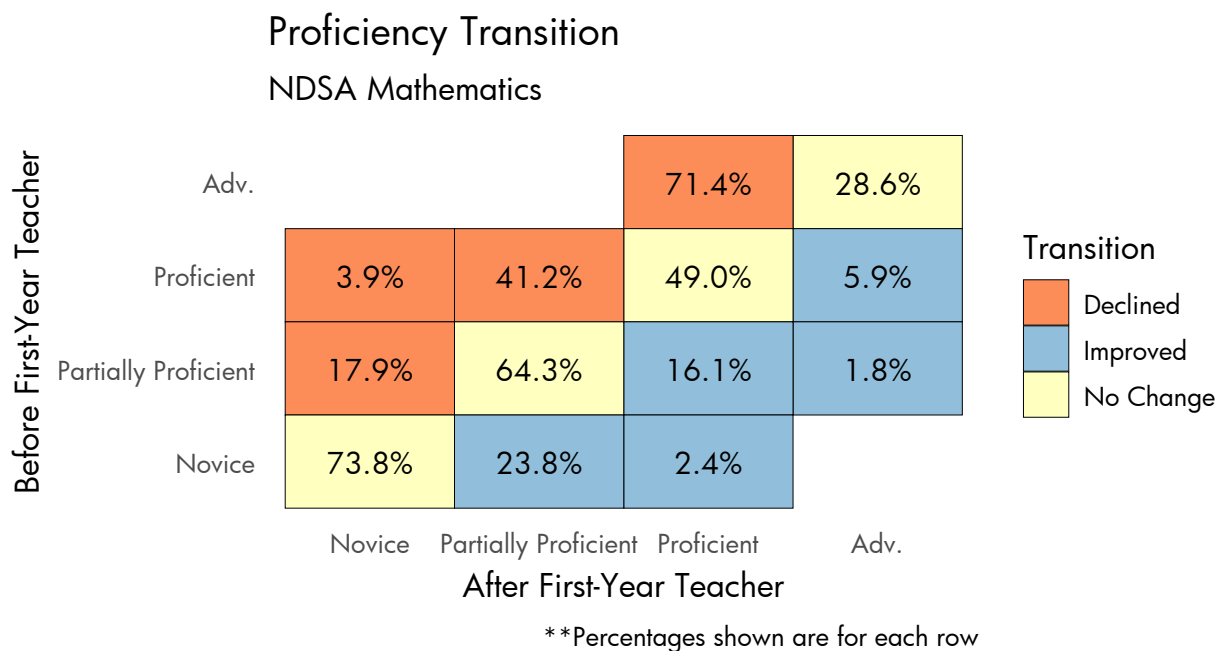


Figure 3: Proficiency transitions for students of Dickinson State University first year teachers on NDSA Mathematics

NDSA Language

Figure 4 below shows the transition of the NDSA Language proficiency level of students the years before and after the first-year teacher from Dickinson State University arrived in their class. For comparison, figure 5 at the bottom of the page shows the NDSA Language transition of the proficiency level of students during the same years for students of non-first year teachers.

Dickinson State University First Year Teachers

NDSA Language

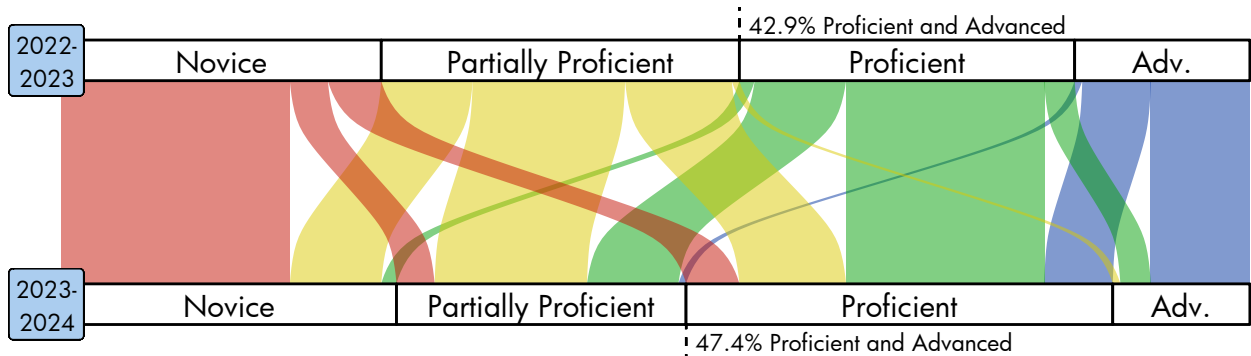


Figure 4: NDSA Language proficiency transition for students of Dickinson State University first year teachers

The total number of students for figure 3 is 312. In the spring of the school year prior to the arrival of the Dickinson State University first year teacher, 42.9% of these fell in the "Proficient" or "Advanced" category. Following one year in the class of a Dickinson State University first year teacher, 47.4% of those same students fell in the "Proficient" or "Advanced" proficiency level in the NDSA Language test.

Students of non-first year teachers

NDSA Language

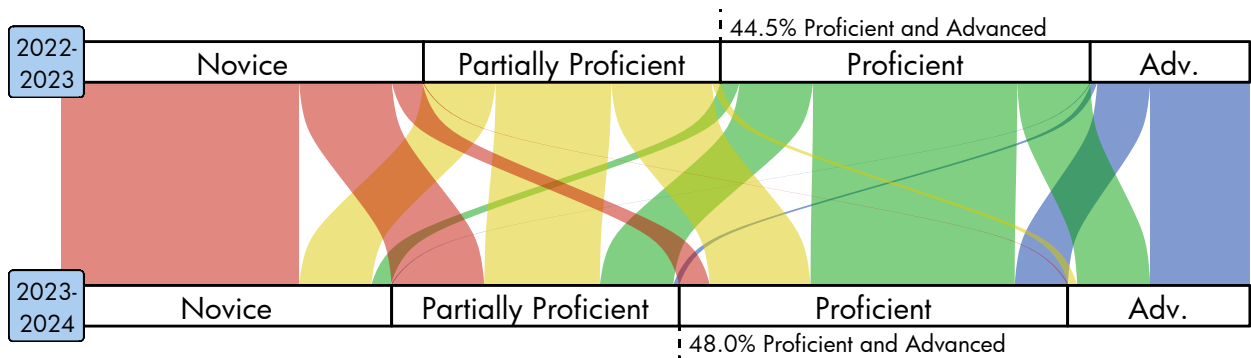
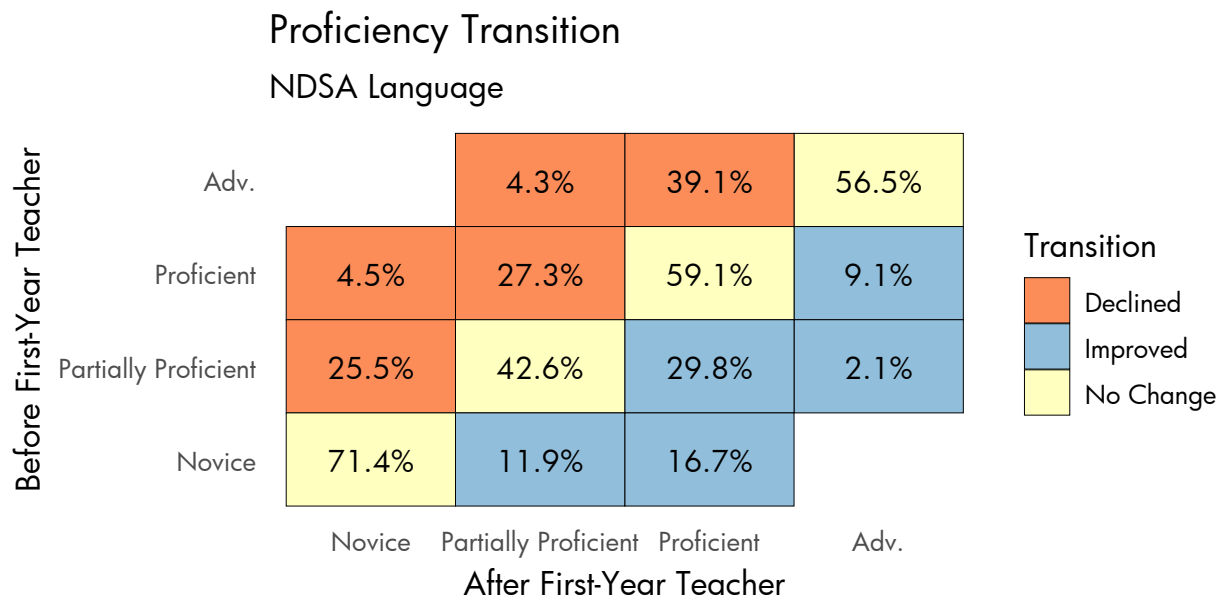


Figure 5: NDSA Language proficiency transition for North Dakota students of non-first year teachers



**Percentages shown are for each row

Figure 6: Proficiency transitions for students of Dickinson State University first year teachers on NDSA Language

Figure 6 above shows the percentage of students transitioning from one proficiency level to another following a year with a first year teacher from Dickinson State University in NDSA Language. For example, of students who were proficient on the NDSA Language exam prior to the arrival of the first-year teacher, 59.1% remained proficient and 9.1% improved to the advanced tier. 31.8% declined to either the partially proficient or novice levels.